



RAJEEV YUVA KIRANALU KARIMNAGAR



OBJECTIVE:

Rajiv Yuva Kiranalu (RYK) scheme as part of the Rajiv Education and Employment Mission (REEM) is started to provide 15 lakh jobs in the private sector and one lakh in government departments, apart from providing skill training and placements. The RYK will be launched in all districts across the state with a view to utilizing the expanding opportunities offered by the growing economy and to bridge the skill gap.

The Karimnagar district is allotted with a target is allotted with a target of 13000 for financial year 2011-12.

1) Rajeev Yuva Kiranalu Registration Centers:

The District Collector started Registration centers in all MPDO offices, Municipalities, Govt. ITIs, DRDA Counseling Center at Prajavani. (Total Registration centers - 26).

2) Line Departments:

Sl. No	Name of the Department	Target Allotted as on Dec-11
1	2	3
1	EGMM	2919
2	MEPMA	340
3	Employment & Training	100
4	Technical Education	30
5	Disabled Welfare	-
Total		3389

TRAINING CENTERS:

The training centers for short term courses are started in all Municipal Areas and Divisional headquarters.

Registration form of Jobseeker:

Above 25,000 unemployed youth are registered from our district

Application process for Job Seekers:

Candidate Registration

1. How to go to Web Site ?

- In address bar <http://ryk.cgg.gov.in>



2. For Candidate Registration (English or Telugu)

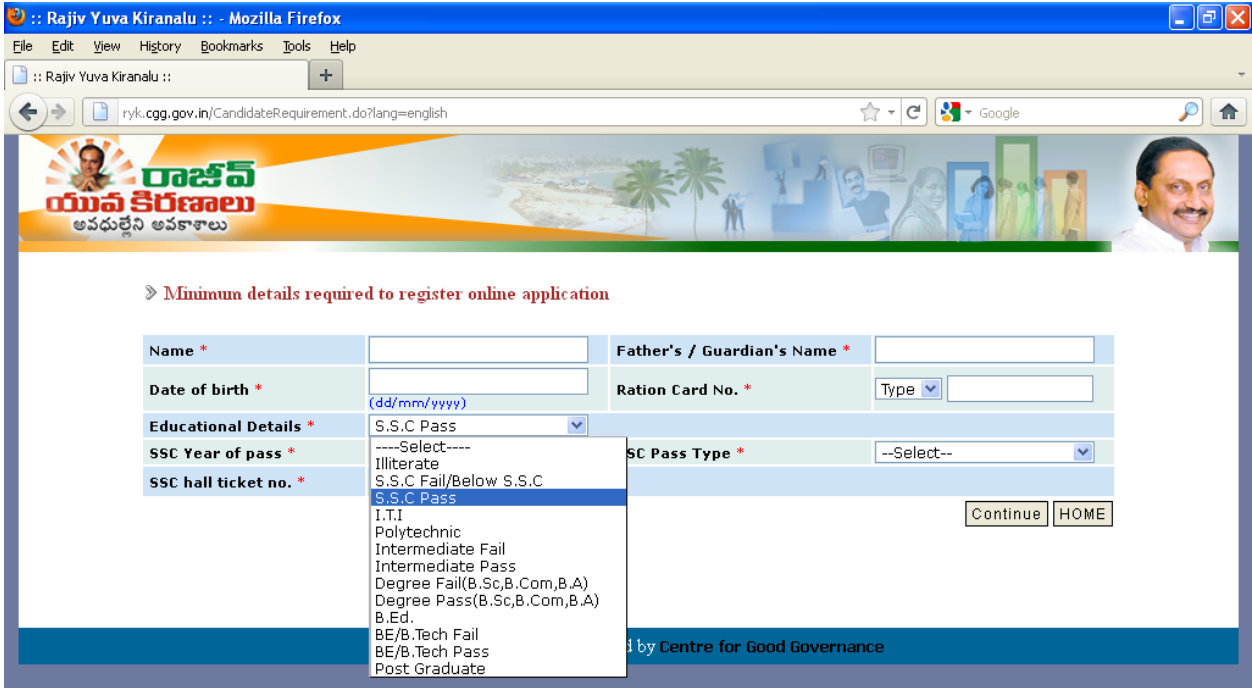
- Click on candidate registration button (For English click on English for Telugu click on Telugu Button). Then the following Screen will appear.

Name *	<input type="text"/>	Father's / Guardian's Name *	<input type="text"/>
Date of birth *	<input type="text"/> (dd/mm/yyyy)	Ration Card No. *	Type <input type="text"/>
Educational Details *	----Select----		

Continue HOME

- In the above screen * indicates mandatory fields.

- c. Ration Card Types : WAP, PAP, AAP, YAP
- d. Educational Qualifications



3. Next Click on Button
4. The Candidate Registration form will appear as follows.

CANDIDATE REGISTRATION FORM

HOME

*Indicates Fields are Mandatory

Candidate Details

Name *	SURESH	Father's / Guardian's Name *	MALLAIAH
Gender *	<input type="radio"/> Male <input type="radio"/> Female	Date of birth *	16/09/1983
Phone No.	<input type="text"/>	Mobile No. *	<input type="text"/>
Father's / Guardian's Mobile No. *	<input type="text"/>	Community *	--Select--
Educational Status *	--Select--	Marital status *	--Select--
Ration Card No. *	WAP123456789113	Passport No.	<input type="text"/>
Email ID	<input type="text"/>	AADHAR / UID No.	<input type="text"/>
SHG Member No.	<input type="text"/>	Employment Registration No.	<input type="text"/>

Address

District *	--Select--	Mandal / Municipality *	--Select--
Panchayat / Ward *	--Select--	Village	--Select--
Door NO	<input type="text"/>		

Educational details S.S.C Pass

Branch / Subject	<input type="text"/>	Year of pass / fail	--Select--
% of marks obtained	<input type="text"/>	Name & Address of college	<input type="text"/>
SSC Hall ticket No. *	123456789	SSC Pass Type *	R
SSC Year of pass *	1993		

Vocational skill details (if any) Yes No

Work experience (if any) Yes No

Driving Licence Particulars Yes No

Physical details

Height(cms) *	<input type="text"/>	Weight(kgs) *	<input type="text"/>
Disability	<input type="radio"/> Yes <input checked="" type="radio"/> No		

Languages known

Telugu	<input type="checkbox"/> Speak <input type="checkbox"/> Read <input type="checkbox"/> Write	English	<input type="checkbox"/> Speak <input type="checkbox"/> Read <input type="checkbox"/> Write
Hindi	<input type="checkbox"/> Speak <input type="checkbox"/> Read <input type="checkbox"/> Write	Urdu	<input type="checkbox"/> Speak <input type="checkbox"/> Read <input type="checkbox"/> Write
Other Language (if any)	<input type="radio"/> Yes <input checked="" type="radio"/> No		

Interested field

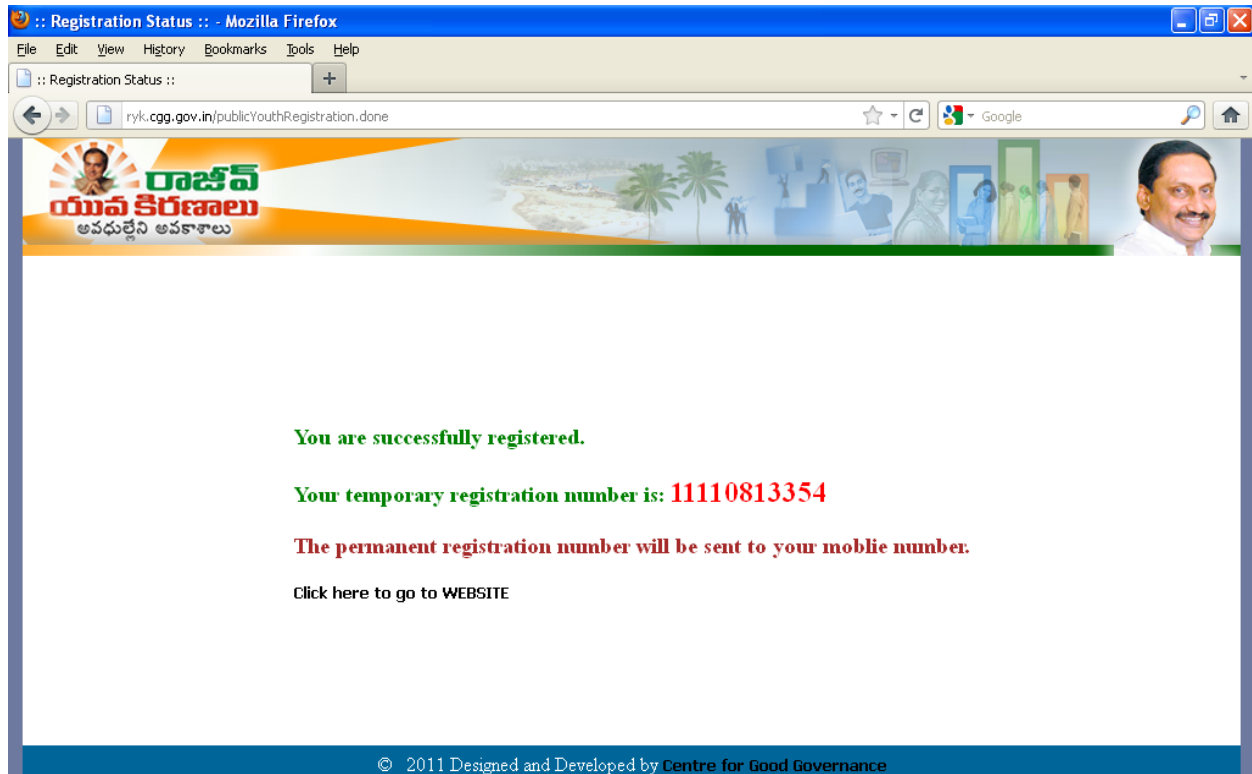
Interested field 1 *	--Select--	Interested field 2 *	--Select--
Interested field 3 *	--Select--		

Job preference * Yes No

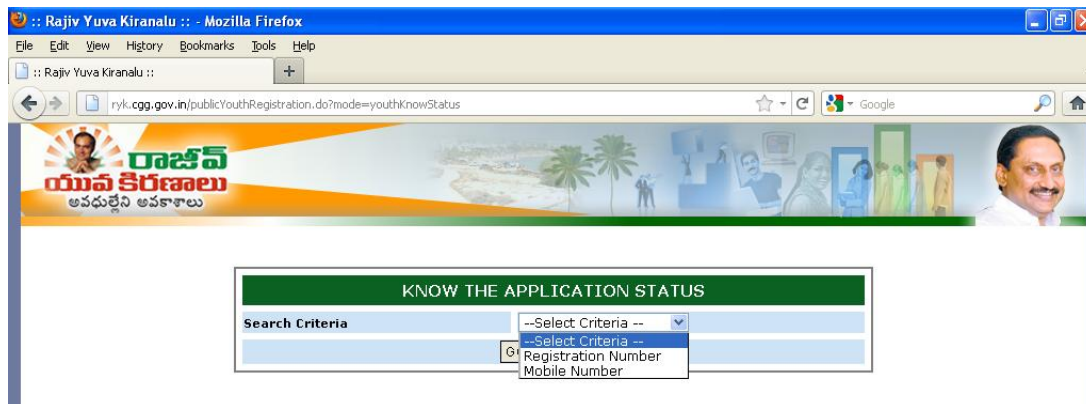
Submit

After completion of registration form click on **SUBMIT** button

5. The Candidates Temporary will appear as follows.



6. Know the Application Status Click on  Button the following screen will appear.



7. Type your Registration Number or Mobile Number and click **GO** button then the status will appear.

Jobs Registration Drive:

Jobs registration special drive is conducted on 02-12-2011. About 2000 vacancies are identified by the District Administration in Hospitals, Hotels Crushers, Colleges, Granites Rice mills and etc.

Employer Man Power Registration Form

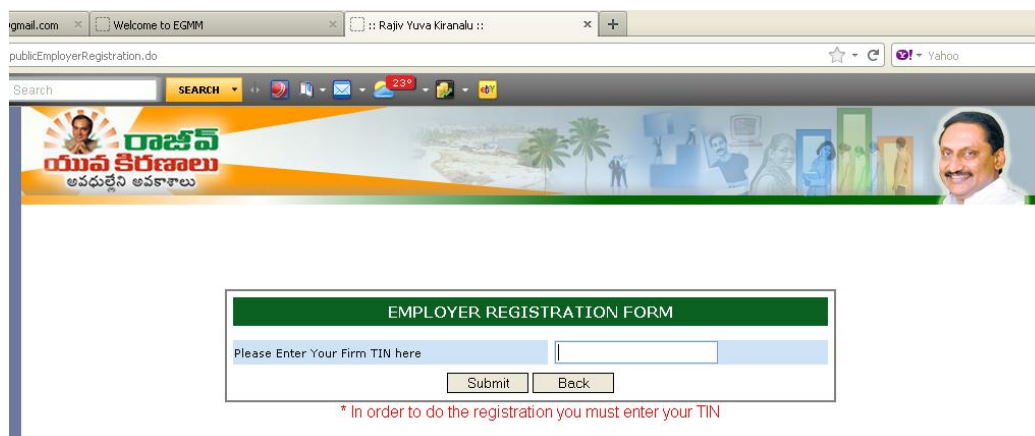
Employer Registration

1. How to go to Web Site ?

a. In address bar <http://ryk.cgg.gov.in>



2. Click on Employer Registration then the following screen will appear



3. Enter the TIN number and click on submit then the application form will appear